






NOME:	Nº	
DATA: 23/03/2020	PROFESSOR (A): FERNANDA	ENSINO: FUNDAMENTAL
CLASSE: 1º ANO	DISCIPLINA: MATEMÁTICA	Nº Da Tarefa: SEMANA 1

TAREFA ESPECIAL

NUMERAIS DE 0 A 39.

0									
10									
20									
30									

COMPLETE COM ANTECESSOR E SUCESSOR

		
25	13	22
18	23	18
11	17	35
21	21	21
10	12	30
15	20	33
27	12	37
31	9	31

RESOLVA AS ADIÇÕES

1º SOMA A CASA DAS UNIDADES

D	U
2	5
+1	2
	7

DEPOIS A CASA DAS DEZENAS

D	U
2	5
+1	2
3	7

D	U	D	U	D	U
2	2	2	1	2	2
+1	2	+1	2	+1	7

D	U	D	U	D	U	D	U	D	U	D	U	D	U
1	2	2	3	2	2	2	8	2	3	2	7	2	5
+1	3	+1	4	+1	6	+1	1	+1	4	+1	2	+1	3

D	U	D	U	D	U	D	U	D	U	D	U	D	U
2	4	2	5	3	7	2	9	2	8	2	5	2	6
+1	1	+1	3	+0	2	+1	0	+1	0	+1	2	+1	3

D	U	D	U	D	U	D	U	D	U	D	U	D	U
2	0	2	6	2	3	2	4	3	1	1	6	2	6
+1	2	+1	2	+1	5	+1	2	+1	3	+2	2	+1	2

ESCREVA POR EXTENSO:

11 - ONZE

11 -

12 - DOZE

12 -

13 - TREZE

13 -

14 - CATORZE

14 -

15 - QUINZE

15 -

16 - DEZESSEIS

16 -

17 - DEZESSETE

17 -

18 - DEZOITO

18 -

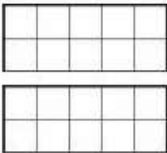
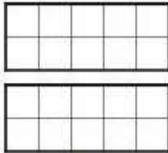
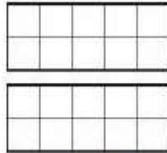

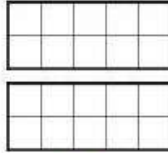

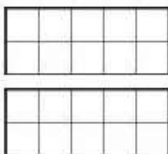
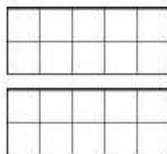
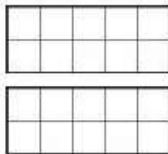
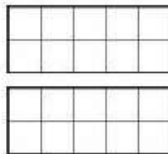
19 - DEZENOVE

19 -

20- VINTE	20-
21-VINTE E UM	21-
22-VINTE E DOIS	22-
23- VINTE E TRÊS	23-
24- VINTE E QUATRO	24-
25- VINTE E CINCO	25-
26- VINTE E SEIS	26-
27- VINTE E SETE	27-
28- VINTE E OITO	28-
29- VINTE E NOVE	29-

30 – TRINTA	30-
31 – TRINTA E UM	31-
32 – TRINTA E DOIS	32-
33 – TRINTA E TRÊS	33-
34 – TRINTA E QUATRO	34-
35 – TRINTA E CINCO	35-
36 – TRINTA E SEIS	36-
37 – TRINTA E SETE	37-
38 – TRINTA E OITO	38-
39 – TRINTA E NOVE	39-

PINTE A QUANTIDADE CORRETA DE CADA QUADRADINHO

 12	 17	 14	 18	 19
 19	 20	 16	 13	 11

OBSERVE ATENTAMENTE O NOME DO NÚMERO E PINTE-O



RESOLVA AS SUBTRAÇÕES

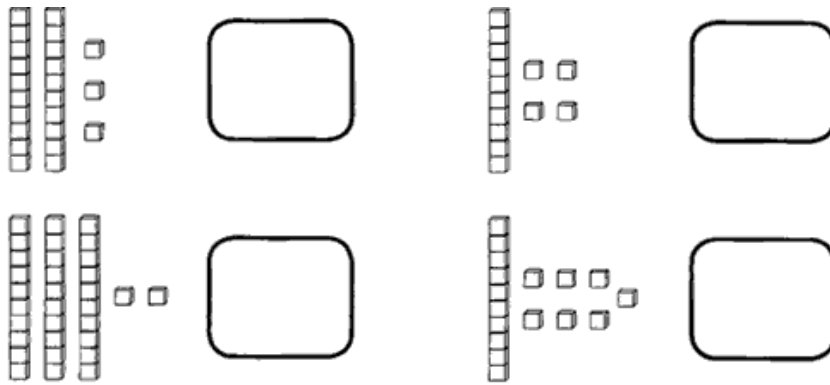
$\begin{array}{r} \text{U} \\ 8 \\ - 5 \\ \hline \end{array}$	$\begin{array}{r} \text{U} \\ 6 \\ - 3 \\ \hline \end{array}$	$\begin{array}{r} \text{U} \\ 5 \\ - 2 \\ \hline \end{array}$	$\begin{array}{r} \text{U} \\ 9 \\ - 5 \\ \hline \end{array}$	$\begin{array}{r} \text{U} \\ 8 \\ - 6 \\ \hline \end{array}$	$\begin{array}{r} \text{U} \\ 9 \\ - 7 \\ \hline \end{array}$
$\begin{array}{r} \text{U} \\ 3 \\ - 2 \\ \hline \end{array}$	$\begin{array}{r} \text{U} \\ 2 \\ - 1 \\ \hline \end{array}$	$\begin{array}{r} \text{U} \\ 4 \\ - 4 \\ \hline \end{array}$	$\begin{array}{r} \text{U} \\ 7 \\ - 5 \\ \hline \end{array}$	$\begin{array}{r} \text{U} \\ 1 \\ - 1 \\ \hline \end{array}$	$\begin{array}{r} \text{U} \\ 5 \\ - 4 \\ \hline \end{array}$

DESCUBRA, NO QUADRO, OS NUMERAIS QUE ESTÃO NO LUGAR DOS SÍMBOLOS.

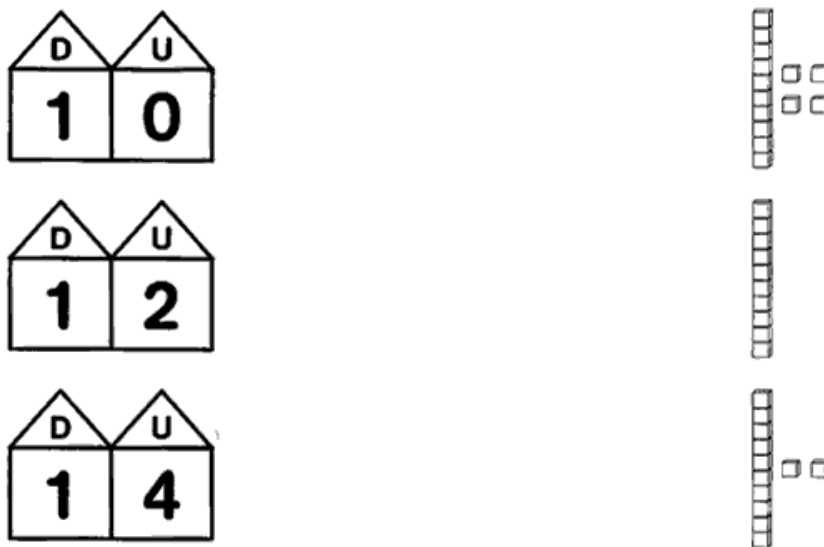
1	2	3		5	6	7	
9	10	11	12		14	15	16
	18	19		21	22	23	
25		27	28	29		31	32
33	34		36	37	38		40

	<input type="text"/>		<input type="text"/>		<input type="text"/>
	<input type="text"/>		<input type="text"/>		<input type="text"/>
	<input type="text"/>		<input type="text"/>		
	<input type="text"/>		<input type="text"/>		


ATRAVÉS DA REPRESENTAÇÃO COM O MATERIAL DOURADO, DESCRUBRA OS NUMERAIS.



LIGUE AS UNIDADES E AS DEZENAS AS SUAS REPRESENTAÇÕES:



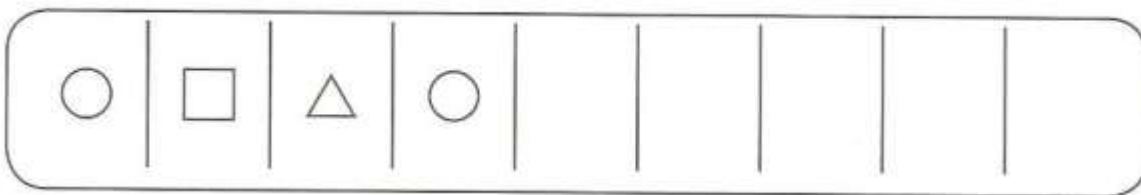

PINTE A QUANTIDADE DE QUADRINHOS REFERENTE A IDADE DE CADA CRIANÇA.



SIGA A SEQUÊNCIA DE CORES ABAIXO E PINTE OS ARCO-ÍRIS.



DESCUBRA O SEGREDO E CONTINUE A SEQUÊNCIA



YouTube  **DICA** PARA AJUDAR NA ASSIMILAÇÃO E COMPREENSÃO DO CONTEÚDO.



<https://www.youtube.com/watch?v=WSfoAiEucM4>

<https://www.youtube.com/watch?v=qrlOc7w8X0o>

https://www.youtube.com/watch?v=w_isNqYn-7U

